

# KB5000 Series

## Programmable Keypad



KB5000M

KB5000

- 66 key POS layout keyboard
- Optional built-in MSR
- All 66 keys both programmable and relegendable
- High quality, full travel mechanical key switches
- Multiple layers of key definitions and shift levels
- Includes powerful Windows-based programming utility software
- Create program layout for multiple keyboards – programming utility saves templates in data files
- Program up to 1800 characters per key and inter-character/inter-string time delays
- Patented wedge port technology to daisy chain external keyboard devices
- Programmable without special programming switches, programming kits, TSR programs or the need for internal batteries
- Multiple interface options: PS2 (standard) or optional RS232C
- Programmable keylock for layer selection
- Spill resistant

### Ideal for Retail POS Systems

Speed and ease of use are two key elements for POS workstation design, and a POS-layout keyboard such as the KB5000 is an important component of a well-designed workstation. The most frequently used keys – the numeric keys – are easily accessible and surrounded by the function keys used most often by the operator. The KB5000 is also available with a

### Easy and Advanced Programming

The KB5000 is one of the easiest and most programmable keyboards on the market. All 66 keys are programmable with multiple layers of definitions, and all keys are relegendable and programmable. Using a powerful Windows-based programming utility that stores key definitions in a data file, an integrator can create a program layout that can be uploaded into multiple keyboards, rather than programming key by key, keyboard by keyboard.

### Superior Reliability

The KB5000 is built with only the highest quality components. It uses full travel tactile mechanical key switches, for example, instead of the less reliable membrane key switch technology used by its competitors. As a result, the KB5000 keys last longer than 10 million cycles. All units also receive full functional and quality control testing before leaving Logic Controls facilities.

# KB5000 SERIES PROGRAMMABLE KEYBOARD SPECIFICATIONS

## MECHANICAL

Weight	2.3 lbs
Dimension (in inches)	
Width	15.7
Depth	6.2
Front Height	1.2
Rear Height	1.8
Keys	Full travel
Life Cycle	>10 million tactile operations
MSR	2 tracks standard
Life Cycle	> 1,000,000 passes

## ELECTRICAL

Input Voltage (from computer)	+5VDC
Current (KB5000)	25ma.
Current (KB5000M)	50ma.

## ENVIRONMENTAL

Operating Temperature	0 to +50°C
Storage Temperature	-20 to +70°C
Relative Humidity	
Operating	85% max., non-condensing
Non-operating	90% max., non-condensing
Vibration (10 to 55 Hz.)	4G's
Shock	40G's

## INTERFACES

KB5000, KB5000M (Keyboard emulation)	Standard
KB5000R (RS232C)	
Baud Rate	9600
Parity	None
Data Bits	8

## PROGRAMMING THE KEYBOARD

- Use the utility software supplied with the keyboard to program up to 1800 alphanumeric characters per key. Utility program will write to and read from computer files to easily program multiple keyboards.
- Keyboard supports computer controls keys (Shift, Ctrl, Alt, F1 through F12, and the up/down/left/right arrow keys).

## CONNECTOR PINOUTS

### J1 (PS/2F) to PS/2 Keyboard

1	Keyboard Data
2	No Connection
3	Ground
4	+5VDC
5	Clock
6	No Connection



### J2 (DIN 6F) to Computer \*

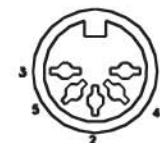
1	Clock
2	Computer Data
3	No Connection
4	Ground
5	+5VDC
6	No Connection



\* Requires an AT to PS/2 adapter to work with PS/2 computer.

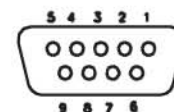
### J5 (DIN 5F) to 101 Keyboard

1	Keyboard Clock
2	Data
3	No Connection
4	Ground
5	+5VDC



### J6 (DB9F) RS232C

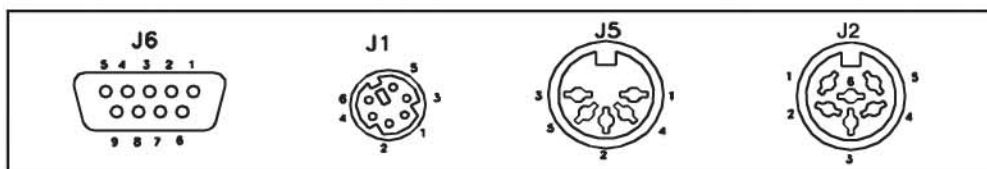
1	DCD
2	Receive Data from computer
3	Transmit Data to computer
4	DTR
5	Ground
6	DSR
7	RTS
8	CTS
9	No Connection



Pins 1,4, and 6 are tied together internally  
Pins 7 and 8 are tied together internally

## GENERAL INFORMATION

Keyboard interface cable, utility software, and legend labels supplied.



CONNECTOR ARRANGEMENT